

NEXTFLEX® RAPID XP DNA-SEQ KIT

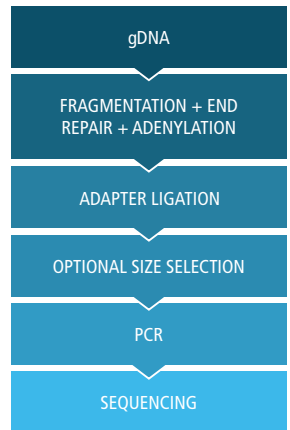
DNA-SEQ · RNA-SEQ · BARCODES · METAGENOMICS · AMPLICON PANELS · TARGET CAPTURE · EPIGENETICS · SMALL RNA-SEQ

Get Xtra Performance out of Your Library Preparation

The NEXTFLEX® Rapid XP DNA-Seq kit produces libraries for Illumina® sequencing with high yield, high coverage, low duplication rates, and low GC bias. The kit incorporates an enzymatic fragmentation step into a reproducible, streamlined, and single-tube protocol. This all-inclusive kit contains the fragmentation enzyme, library preparation reagents, and cleanup/size selection beads that have been optimized to ensure reliable performance. The NEXTFLEX® Rapid XP DNA-Seq library prep kit is compatible with your NEXTFLEX® barcodes of choice, providing a flexible solution. All NEXTFLEX® barcodes are color-balanced and have undergone proprietary purity QC metrics to give you reliable sequencing results.

KEY FEATURES

- **Reliable:** Consistent yields and high-quality sequencing metrics
- **Convenient:** Kit includes fragmentation enzyme and cleanup/size selection beads
- **Streamlined:** Single step for fragmentation, end-repair, and adenylation
- **Flexible:** Chemistry optimized with NEXTFLEX® color-balanced barcodes that allow a wide range of multiplexing (2 up to 384 samples in one run)
- **Efficient:** Automated on the PerkinElmer® Sciclone® and Zephyr® NGS workstations



NEXTFLEX® Rapid XP DNA-Seq kit workflow.

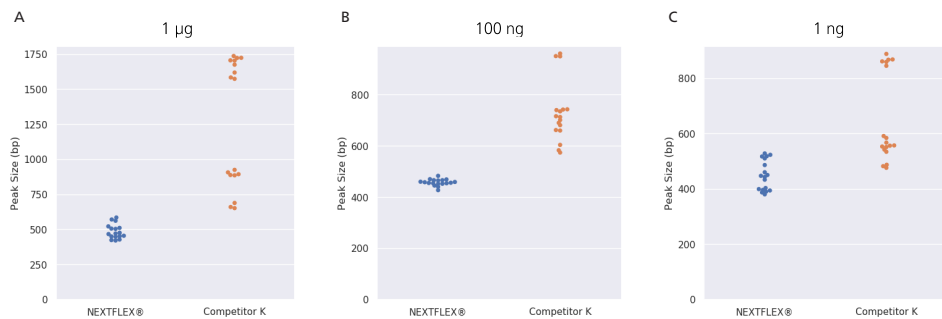


Figure 1. Reliable performance of NEXTFLEX® Rapid XP DNA-seq fragmentation enzyme. DNA is fragmented more evenly and into smaller sizes using the NEXTFLEX® Rapid XP DNA-seq kit than Competitor K's kit. Each dot indicates each library peak size. **(A)** Libraries were prepared from 1 µg of DNA with 7 minutes of fragmentation with 2 PCR cycles: NEXTFLEX® Rapid XP DNA-seq kit (484 ± 52 bp, 11 %, n=17), Competitor K's kit (1266 ± 451 bp, 36 %, n=17). **(B)** Libraries were prepared from 100 ng of DNA with 8 minutes of fragmentation with 5 PCR cycles: NEXTFLEX® Rapid XP DNA-seq kit (457 ± 12 bp, 3 %, n=18), Competitor K's kit (730 ± 119 bp, 16 %, n=17). **(C)** Libraries were prepared from 1 ng of DNA with 15 minutes of fragmentation with 12 PCR cycles: NEXTFLEX® Rapid XP DNA-seq kit (448

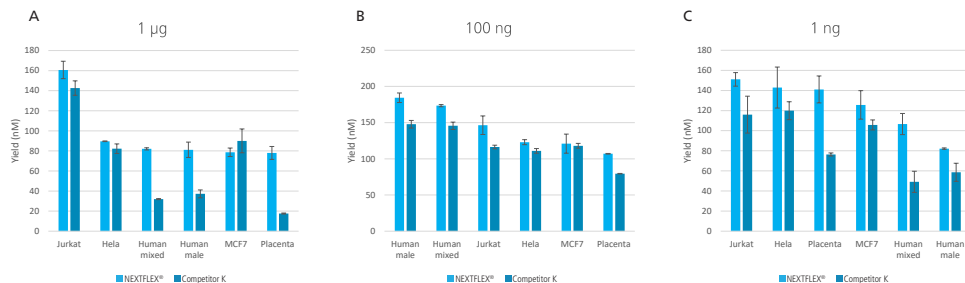


Figure 2. High yield obtained for libraries prepared using the NEXTFLEX® Rapid XP DNA-seq kit. Libraries were prepared using both NEXTFLEX® Rapid XP DNA-seq kit and Competitor K's kit. **(A)** Libraries were prepared from 1 µg of DNA with 7 minutes of fragmentation with 2 PCR cycles. **(B)** Libraries were prepared from 100 ng of DNA with 8 minutes of fragmentation with 5 PCR cycles. **(C)** Libraries were prepared from 1 ng of DNA with 15 minutes of fragmentation with 12 PCR cycles.

ORDERING INFORMATION

Catalog #	Kit Name	Quantity
NOVA-5149-01	NEXTFLEX® Rapid XP DNA-Seq Kit	8 rxn
NOVA-5149-02	NEXTFLEX® Rapid XP DNA-Seq Kit	48 rxn

To discuss on-going promotions and which NEXTFLEX® barcodes are best suited for your Illumina® sequencing platform application, please contact ngs@perkinelmer.com or discover more at perkinelmer-appliedgenomics.com/nextflex-xp.

PerkinElmer, Inc.
 940 Winter Street
 Waltham, MA 02451 USA
 P: (800) 762-4000 or
 (+1) 203-925-4602
www.perkinelmer.com



For a complete listing of our global offices, visit www.perkinelmer.com/ContactUs

Copyright © 2018-2019, PerkinElmer, Inc. All rights reserved. PerkinElmer® is a registered trademark of PerkinElmer, Inc. All other trademarks are the property of their respective owners.